

CERTIFIED COPY OF RESOLUTION
DECLARING THE RESULTS OF A REFERENDUM

I, the undersigned being the duly qualified and acting Secretary of the Board of Trustees (the "Board") of School District No. 5 of Spartanburg County, South Carolina (the "School District"), do hereby certify that attached hereto is a copy of a resolution entitled: "A RESOLUTION DECLARING THE RESULTS OF A REFERENDUM HELD ON NOVEMBER 4, 2025, ON THE QUESTION OF THE ISSUANCE OF NOT EXCEEDING \$200,000,000 GENERAL OBLIGATION BONDS IN ONE OR MORE SERIES, IN ONE OR MORE YEARS, OF SCHOOL DISTRICT NO. 5 OF SPARTANBURG COUNTY, SOUTH CAROLINA." which Resolution was adopted by the Board at a meeting duly called and held on November 24, 2025, at which meeting a quorum was present and acting throughout, which Resolution has been compared by me with the original thereof as recorded in the minute book of the Board, and that such copy is a true, complete and correct copy thereof and that such Resolution has been duly adopted and has not been modified, amended or repealed and is in full force and effect on and as of the date hereof in the form attached hereto.

In witness whereof, I have hereunto set my hand this 24th day of November, 2025.

Secretary, Board of Trustees, School District
No. 5 of Spartanburg County, South Carolina

A RESOLUTION

DECLARING THE RESULTS OF A REFERENDUM HELD ON NOVEMBER 4, 2025, ON THE QUESTION OF THE ISSUANCE OF NOT EXCEEDING \$200,000,000 GENERAL OBLIGATION BONDS IN ONE OR MORE SERIES, IN ONE OR MORE YEARS, OF SCHOOL DISTRICT NO. 5 OF SPARTANBURG COUNTY, SOUTH CAROLINA.

Adopted: November 24, 2025

BE IT RESOLVED BY THE BOARD OF TRUSTEES OF SCHOOL DISTRICT NO. 5 OF SPARTANBURG COUNTY, SOUTH CAROLINA, AS FOLLOWS:

SECTION 1. The Board of Trustees (the "Board"), as the governing body of School District No. 5 of Spartanburg County, South Carolina (the "School District"), hereby finds and determines:

(a) By a Resolution adopted by the Board on July 28, 2025, entitled: "A RESOLUTION ORDERING A REFERENDUM IN SCHOOL DISTRICT NO. 5 OF SPARTANBURG COUNTY, SOUTH CAROLINA, TO SUBMIT TO THE ELECTORS OF THE SCHOOL DISTRICT THE QUESTION OF WHETHER THE SCHOOL DISTRICT SHALL BE AUTHORIZED TO ISSUE NOT EXCEEDING \$200,000,000 GENERAL OBLIGATION BONDS IN ONE OR MORE SERIES, IN ONE OR MORE YEARS; PROVIDING FOR THE FORM OF BALLOT TO BE USED; PROVIDING FOR NOTICE OF THE REFERENDUM; AND PROVIDING FOR ALL OTHER MATTERS NECESSARY TO SUBMIT THE AFORESAID QUESTION.", the Board ordered a referendum to be held in the School District on November 4, 2025 (the "Referendum"), for the purpose of submitting to the qualified voters of the School District the following question (the "Question"):

Shall the Board of Trustees of School District No. 5 of Spartanburg County, South Carolina (the "School District") be authorized to issue and sell, either as a single issue or as several separate issues, general obligation bonds of the School District in the aggregate principal amount of not exceeding \$200,000,000, the proceeds of which shall be applied to defray the costs (including architectural, engineering, legal and related fees) of any of the following:

1. Constructing, equipping and furnishing a new middle school;
2. Constructing, equipping and furnishing a new elementary school to replace Duncan Elementary School, acquiring land to provide access thereto, and demolition of the existing facility;
3. Constructing, equipping and furnishing a new freshman academy to replace Byrnes Freshman Academy and demolition of the existing facility;
4. Acquisition of land for future school sites; and
5. Renovating other existing school facilities?

(b) The Spartanburg County Board of Canvassers Statements and Returns of Votes for Spartanburg County School Board General Election, Election Date: November 4, 2025, attached hereto as Exhibit A, has been presented to the Board and show the total votes cast in favor of the Question and opposed to the Question.

(c) A majority of those voting in the Referendum voted in favor of the aforesaid Question.

(d) The Referendum was duly and properly held in accordance with the laws of the State of South Carolina, including specifically Title 7 of the Code of Laws of South Carolina 1976, as amended (the "Code"), and the School Bond Act constituting Title 59, Chapter 71, Article 1 of the Code.

SECTION 2. It is hereby declared that the Referendum held in the School District on November 4, 2025, resulted in favor of the School District's issuance of not exceeding \$200,000,000 general obligation bonds.

SECTION 3. The Superintendent of the School District shall cause a certified copy of this Resolution and any other documents relating to the Referendum deemed necessary to be filed in the office of the Clerk of Court for Spartanburg County.

[Signature page follows]

Adopted this 24th day of November, 2025.

BOARD OF TRUSTEES, SCHOOL DISTRICT
NO. 5 OF SPARTANBURG COUNTY, SOUTH
CAROLINA

(SEAL)

Chair

ATTEST:

Secretary

[Signature page]

Exhibit A

Spartanburg County Board of Canvassers Statements and Returns of Votes for Spartanburg County
School Board General Election, Election Date: November 4, 2025



Board of Voter Registration and Elections of Spartanburg County
366 N. Church, St. Room 1630
POST OFFICE BOX 1287
SPARTANBURG, SOUTH CAROLINA 29304-1287

TELEPHONE (864)-596-2549

FAX (864) - 596-2958

November 6, 2025

****Board of Canvassers****

We, the undersigned members of the **Board of Voter Registration and Elections of Spartanburg County** do hereby meet and organize as the Spartanburg County Board of Canvassers to certify the results of the November 4, 2025 Spartanburg County General Election.

We hereby appoint Cindy Church as secretary to the Board of Canvassers.

Mr. Henry Laye, III, Chair

Henry M. Laye III

Mr. William E. Thompson Jr, Vice-Chair

William E. Thompson Jr

Ms. Cynthia W. Church

Cynthia W. Church

Ms. Wilhelmenia Johnson

Wilhelmenia Johnson

Mr. Rick Beltram

Rick Beltram

Board of Voter Registration and Elections of Spartanburg County

Henry Laye III, Chair
Wilhelmenia Johnson
Cynthia W. Church

William E. Thompson Jr, Vice-Chair
Rick Beltram

STATE OF SOUTH CAROLINA

SPARTANBURG COUNTY BOARD OF CANVASSERS

MEMBER OATH


ELECTION DATE: November 4, 2025

"I do solemnly swear (or affirm) that I am duly qualified, according to the Constitution of this State, to exercise the duties of the office to which I have been elected (or appointed), and that I will, to the best of my ability, discharge the duties thereof, and preserve, protect and defend the Constitution of this State and of the United States. So help me God."

Signature:  Date: 11-6-25

Signature: Cynthia W. Church Date: 11-6-25

Signature: Wilhelmina John Date: 11-6-25

Signature:  Date: 11/6/25

Signature:  Date: 11-6-25

Signature: _____ Date: _____

Signature: _____ Date: _____





Signature: _____ Date: _____

Signature: _____ Date: _____

STATE OF SOUTH CAROLINA
SPARTANBURG COUNTY BOARD OF CANVASSERS
STATEMENTS AND RETURNS OF VOTES
FOR
SPARTANBURG COUNTY SCHOOL BOARD GENERAL
ELECTION

ELECTION DATE: 11/4/2025

We, the County Board of Canvassers, certify that all proper procedures for canvassing votes in this election have been followed, and we have received written confirmation from county board staff of the same; and upon such confirmation and any further review of our own, we certify the following results of this election are correct in all respects.

 _____	_____
 _____	_____
 _____	_____
 _____	_____

Certification Date: 11/6/2025

Election Results Report
General Election
November 4, 2025

OFFICIAL RESULTS

Spartanburg County, SC

Statistics

	TOTAL	Election Day	Early Voting	Absentee Mail	Failsafe	Provisional	Failsafe Provisional
Election Day Precincts Reporting	115 of 115	112	0	0	1	1	1
Absentee/ Early Precincts Reporting	112 of 112	0	112	92	0	0	0
Registered Voters - Total	209,439						
Ballots Cast - Total	26,837	23,869	2,598	345	14	10	1
Voter Turnout - Total	12.81%						

Straight Party

Vote For 1

	TOTAL	VOTE %	Election Day	Early Voting	Absentee Mail	Failsafe	Provisional	Failsafe Provisional
Forward Party	14	0.28%	13	1	0	0	0	0
Republican	4,175	83.84%	3,826	270	74	3	2	0
Democratic	791	15.88%	666	110	12	1	2	0
Total Votes Cast	4,980	100.00%	4,505	381	86	4	4	0

Sheriff (Unexpired Term)

Vote For 1

	TOTAL	VOTE %	Election Day	Early Voting	Absentee Mail	Failsafe	Provisional	Failsafe Provisional
REP Bill Rhyne	21,073	96.00%	18,878	1,905	276	6	7	1
Write-In Totals	879	4.00%	777	83	17	1	1	0
Total Votes Cast	21,952	100.00%	19,655	1,988	293	7	8	1

County Council District 3 (Unexpired Term)

Vote For 1

	TOTAL	VOTE %	Election Day	Early Voting	Absentee Mail	Failsafe	Provisional	Failsafe Provisional
FWD Sarah Gonzalez	134	1.91%	119	15	0	0	0	0
REP Paul D Abbott Jr	3,918	55.84%	3,364	498	53	2	1	0
DEM Kathryn Harvey	2,961	42.20%	2,431	501	25	1	3	0
Write-In Totals	4	0.06%	4	0	0	0	0	0
Total Votes Cast	7,017	100.00%	5,918	1,014	78	3	4	0

School Trustee District 1

Vote For 5

	TOTAL	VOTE %	Election Day	Early Voting	Absentee Mail	Failsafe	Provisional	Failsafe Provisional
Elton Chapman	1,185	11.81%	1,121	51	12	1	0	0
Trey Gramling	1,444	14.39%	1,353	74	16	1	0	0
David M Green	1,380	13.75%	1,299	64	16	1	0	0
Brad Johnson	1,439	14.34%	1,363	56	19	1	0	0
Mark Rollins	1,612	16.07%	1,520	70	21	1	0	0
Marshall A Seay	1,380	13.75%	1,307	56	17	0	0	0
Steve A Skinner	1,546	15.41%	1,460	74	12	0	0	0
Write-In Totals	48	0.48%	41	7	0	0	0	0
Total Votes Cast	10,034	100.00%	9,464	452	113	5	0	0

Handwritten signatures and initials:
Jm, CMC, WET, uf

Election Results Report
General Election
November 4, 2025

OFFICIAL RESULTS
Spartanburg County, SC

School District 1 Bond Referendum

Vote For 1

	TOTAL	VOTE %	Election Day	Early Voting	Absentee Mail	Failsafe	Provisional	Failsafe Provisional
Yes, In Favor of the Question	2,250	77.80%	2,133	95	21	1	0	0
No, Opposed to the Question	642	22.20%	600	28	14	0	0	0
Total Votes Cast	2,892	100.00%	2,733	123	35	1	0	0

School Trustee District 2

Vote For 5

	TOTAL	VOTE %	Election Day	Early Voting	Absentee Mail	Failsafe	Provisional	Failsafe Provisional
Connie Banks	1,834	14.92%	1,634	154	40	3	3	0
Sarah C Butler	1,360	11.06%	1,201	125	29	2	3	0
David B Cantrell	1,478	12.02%	1,335	114	26	2	1	0
David Garner	1,347	10.96%	1,232	96	18	1	0	0
Michael Steve Hammett	1,115	9.07%	987	106	19	1	2	0
Scott W Kimbrell	1,196	9.73%	1,068	96	30	2	0	0
Matthew Schubeck	703	5.72%	639	50	11	1	2	0
Jason Seay	1,920	15.62%	1,730	159	29	0	2	0
Joshua C Steadings	1,291	10.50%	1,185	88	15	3	0	0
Write-In Totals	51	0.41%	47	2	2	0	0	0
Total Votes Cast	12,295	100.00%	11,058	990	219	15	13	0

School Trustee District 3

Vote For 5

	TOTAL	VOTE %	Election Day	Early Voting	Absentee Mail	Failsafe	Provisional	Failsafe Provisional
Sam Dawson	823	17.83%	744	72	5	0	2	0
Sarah Dunn	822	17.81%	750	67	3	0	2	0
Chris Jolley	1,243	26.93%	1,119	115	7	0	2	0
Deion Logan	854	18.50%	778	70	4	0	2	0
Ami Odom	820	17.76%	733	78	7	0	2	0
Write-In Totals	54	1.17%	49	5	0	0	0	0
Total Votes Cast	4,616	100.00%	4,173	407	26	0	10	0

School Trustee District 4

Vote For 5

	TOTAL	VOTE %	Election Day	Early Voting	Absentee Mail	Failsafe	Provisional	Failsafe Provisional
Tony R Davis	483	15.03%	459	11	12	1	0	0
W Ted Harrison Jr	538	16.74%	510	17	10	1	0	0
Phil Hembree	540	16.81%	512	17	11	0	0	0
Jay C Phillips	549	17.09%	523	12	14	0	0	0
Morgan C Smith	523	16.28%	492	18	13	0	0	0
Rhonda Sumner	468	14.57%	447	9	11	1	0	0
Write-In Totals	112	3.49%	107	4	1	0	0	0
Total Votes Cast	3,213	100.00%	3,050	88	72	3	0	0

Handwritten signatures and initials:
JMK
NBS
WET
WET

Election Results Report
General Election
November 4, 2025

OFFICIAL RESULTS
Spartanburg County, SC

School Trustee District 52

Vote For 1

	TOTAL	VOTE %	Election Day	Early Voting	Absentee Mail	Failsafe	Provisional	Failsafe Provisional
Kevin Goode	932	98.83%	879	43	10	0	0	0
Write-In Totals	11	1.17%	9	2	0	0	0	0
Total Votes Cast	943	100.00%	888	45	10	0	0	0

School Trustee District 53

Vote For 4

	TOTAL	VOTE %	Election Day	Early Voting	Absentee Mail	Failsafe	Provisional	Failsafe Provisional
Scott Clement	1,690	19.69%	1,616	67	7	0	0	0
Amy L Faulkner	1,937	22.57%	1,829	92	16	0	0	0
Caroline Ford	1,573	18.32%	1,478	81	14	0	0	0
Millie Malone	1,965	22.89%	1,870	88	7	0	0	0
Alex Perez	1,377	16.04%	1,297	69	11	0	0	0
Write-In Totals	42	0.49%	39	3	0	0	0	0
Total Votes Cast	8,584	100.00%	8,129	400	55	0	0	0

School District 5 Bond Referendum District 51

Vote For 1

	TOTAL	VOTE %	Election Day	Early Voting	Absentee Mail	Failsafe	Provisional	Failsafe Provisional
Yes, In Favor of the Question	274	83.79%	265	7	2	0	0	0
No, Opposed to the Question	53	16.21%	47	4	2	0	0	0
Total Votes Cast	327	100.00%	312	11	4	0	0	0

School District 5 Bond Referendum District 52

Vote For 1

	TOTAL	VOTE %	Election Day	Early Voting	Absentee Mail	Failsafe	Provisional	Failsafe Provisional
Yes, In Favor of the Question	844	78.80%	800	37	7	0	0	0
No, Opposed to the Question	227	21.20%	214	10	3	0	0	0
Total Votes Cast	1,071	100.00%	1,014	47	10	0	0	0

School District 5 Bond Referendum District 53

Vote For 1

	TOTAL	VOTE %	Election Day	Early Voting	Absentee Mail	Failsafe	Provisional	Failsafe Provisional
Yes, In Favor of the Question	2,677	79.67%	2,533	130	14	0	0	0
No, Opposed to the Question	683	20.33%	639	34	10	0	0	0
Total Votes Cast	3,360	100.00%	3,172	164	24	0	0	0

[Handwritten signature]
WET
CNC
wlf

Election Results Report
General Election
November 4, 2025

OFFICIAL RESULTS
Spartanburg County, SC

School Trustee District 6

Vote For 5

	TOTAL	VOTE %	Election Day	Early Voting	Absentee Mail	Failsafe	Provisional	Failsafe Provisional
Nicole Bulman	2,421	14.70%	2,142	244	34	0	1	0
Shawn Creal	1,308	7.94%	1,137	153	16	2	0	0
Kevin Harrison	2,786	16.91%	2,477	265	40	3	1	0
Christie Brockman Johnson	2,356	14.30%	2,076	245	31	3	1	0
Carmen I Levitt	1,283	7.79%	1,125	142	16	0	0	0
Christie Lindsey	1,783	10.82%	1,539	219	22	3	0	0
Tracy Hanna Smith	2,366	14.36%	2,081	248	34	2	1	0
Troy Yarborough	2,103	12.76%	1,870	204	27	1	1	0
Write-In Totals	69	0.42%	48	18	3	0	0	0
Total Votes Cast	16,475	100.00%	14,495	1,738	223	14	5	0

School Trustee District 72

Vote For 1

	TOTAL	VOTE %	Election Day	Early Voting	Absentee Mail	Failsafe	Provisional	Failsafe Provisional
Vernon D Beatty	251	100.00%	189	58	4	0	0	0
Write-In Totals	0	0.00%	0	0	0	0	0	0
Total Votes Cast	251	100.00%	189	58	4	0	0	0

School Trustee District 73

Vote For 1

	TOTAL	VOTE %	Election Day	Early Voting	Absentee Mail	Failsafe	Provisional	Failsafe Provisional
Steve Battocchio	120	21.86%	103	15	2	0	0	0
Sharon D Porter	426	77.60%	324	91	11	0	0	0
Write-In Totals	3	0.55%	1	1	1	0	0	0
Total Votes Cast	549	100.00%	428	107	14	0	0	0

School Trustee District 75

Vote For 3

	TOTAL	VOTE %	Election Day	Early Voting	Absentee Mail	Failsafe	Provisional	Failsafe Provisional
F Manning Fairey	2,231	31.57%	1,804	409	18	0	0	0
Griffin Littlejohn Lynch	2,633	37.26%	2,153	457	23	0	0	0
Jeff Mason	2,105	29.79%	1,727	359	19	0	0	0
Write-In Totals	97	1.37%	72	24	1	0	0	0
Total Votes Cast	7,066	100.00%	5,756	1,249	61	0	0	0

Mayor Spartanburg

Vote For 1

	TOTAL	VOTE %	Election Day	Early Voting	Absentee Mail	Failsafe	Provisional	Failsafe Provisional
James A Jones Sr	1,093	21.56%	909	173	11	0	0	0
Jerome Rice Jr	3,789	74.75%	2,966	769	49	3	1	1
Write-In Totals	187	3.69%	171	14	2	0	0	0
Total Votes Cast	5,069	100.00%	4,046	956	62	3	1	1

smk af
DBR
WET
CAC

Election Results Report
General Election
November 4, 2025

OFFICIAL RESULTS
Spartanburg County, SC

City Council District 2 Spartanburg

Vote For 1

	TOTAL	VOTE %	Election Day	Early Voting	Absentee Mail	Failsafe	Provisional	Failsafe Provisional
J Patrick Anderson	76	6.56%	66	10	0	0	0	0
Jeff Parks	208	17.95%	164	41	3	0	0	0
Leslie Rodgers	417	35.98%	348	66	2	0	1	0
Josh Summers	452	39.00%	366	83	3	0	0	0
Write-In Totals	6	0.52%	5	1	0	0	0	0
Total Votes Cast	1,159	100.00%	949	201	8	0	1	0

City Council District 4 Spartanburg

Vote For 1

	TOTAL	VOTE %	Election Day	Early Voting	Absentee Mail	Failsafe	Provisional	Failsafe Provisional
Jamie Fulmer	1,002	59.15%	782	210	10	0	0	0
Dawn Maddux	690	40.73%	561	123	6	0	0	0
Write-In Totals	2	0.12%	1	1	0	0	0	0
Total Votes Cast	1,694	100.00%	1,344	334	16	0	0	0

City Council District 5 Spartanburg

Vote For 1

	TOTAL	VOTE %	Election Day	Early Voting	Absentee Mail	Failsafe	Provisional	Failsafe Provisional
Janie C Salley	352	97.78%	269	73	10	0	0	0
Write-In Totals	8	2.22%	5	2	1	0	0	0
Total Votes Cast	360	100.00%	274	75	11	0	0	0

City Council District 6 Spartanburg

Vote For 1

	TOTAL	VOTE %	Election Day	Early Voting	Absentee Mail	Failsafe	Provisional	Failsafe Provisional
Erica Brown	251	97.29%	194	55	2	0	0	0
Write-In Totals	7	2.71%	4	3	0	0	0	0
Total Votes Cast	258	100.00%	198	58	2	0	0	0

Commissioner of Public Works Spartanburg

Vote For 1

	TOTAL	VOTE %	Election Day	Early Voting	Absentee Mail	Failsafe	Provisional	Failsafe Provisional
Octavia Amaechi	2,167	44.85%	1,776	375	14	1	0	1
Mike Fowler	1,156	23.92%	904	221	31	0	0	0
Dillon Swayngim	1,487	30.77%	1,179	296	11	1	0	0
Write-In Totals	22	0.46%	13	8	1	0	0	0
Total Votes Cast	4,832	100.00%	3,872	900	57	2	0	1

Mayor Campobello

Vote For 1

	TOTAL	VOTE %	Election Day	Early Voting	Absentee Mail	Failsafe	Provisional	Failsafe Provisional
Aaron Ash	79	85.87%	76	3	0	0	0	0
Rob Medley	13	14.13%	13	0	0	0	0	0
Write-In Totals	0	0.00%	0	0	0	0	0	0
Total Votes Cast	92	100.00%	89	3	0	0	0	0

Handwritten signatures and initials:
HMC, CMU, WES, LF

Election Results Report
General Election
November 4, 2025

OFFICIAL RESULTS
Spartanburg County, SC

Town Council Campobello

Vote For 2

	TOTAL	VOTE %	Election Day	Early Voting	Absentee Mail	Failsafe	Provisional	Failsafe Provisional
Lance Kaminer	51	46.79%	50	1	0	0	0	0
Reitha G Stevenson	51	46.79%	49	2	0	0	0	0
Write-In Totals	7	6.42%	7	0	0	0	0	0
Total Votes Cast	109	100.00%	106	3	0	0	0	0

Mayor Central Pacolet

Vote For 1

	TOTAL	VOTE %	Election Day	Early Voting	Absentee Mail	Failsafe	Provisional	Failsafe Provisional
Susan Bennett	9	23.08%	9	0	0	0	0	0
Buddy Harrelson	19	48.72%	19	0	0	0	0	0
Write-In Totals	11	28.21%	7	4	0	0	0	0
Total Votes Cast	39	100.00%	35	4	0	0	0	0

Town Council Central Pacolet

Vote For 2

	TOTAL	VOTE %	Election Day	Early Voting	Absentee Mail	Failsafe	Provisional	Failsafe Provisional
Mary Brown	27	48.21%	25	2	0	0	0	0
Bobby Wilkins	22	39.29%	22	0	0	0	0	0
Write-In Totals	7	12.50%	6	1	0	0	0	0
Total Votes Cast	56	100.00%	53	3	0	0	0	0

Mayor Chesnee

Vote For 1

	TOTAL	VOTE %	Election Day	Early Voting	Absentee Mail	Failsafe	Provisional	Failsafe Provisional
Lauren Uldrick Dove	63	96.92%	60	3	0	0	0	0
Write-In Totals	2	3.08%	2	0	0	0	0	0
Total Votes Cast	65	100.00%	62	3	0	0	0	0

City Council Chesnee

Vote For 2

	TOTAL	VOTE %	Election Day	Early Voting	Absentee Mail	Failsafe	Provisional	Failsafe Provisional
Dusty Hughes	14	13.08%	13	1	0	0	0	0
Robert R Johnson	21	19.63%	21	0	0	0	0	0
Kevin J Lancaster	35	32.71%	33	2	0	0	0	0
Monica Skipper	37	34.58%	37	0	0	0	0	0
Write-In Totals	0	0.00%	0	0	0	0	0	0
Total Votes Cast	107	100.00%	104	3	0	0	0	0

Mayor Duncan

Vote For 1

	TOTAL	VOTE %	Election Day	Early Voting	Absentee Mail	Failsafe	Provisional	Failsafe Provisional
Shirley Clopton	212	98.60%	204	6	2	0	0	0
Write-In Totals	3	1.40%	3	0	0	0	0	0
Total Votes Cast	215	100.00%	207	6	2	0	0	0

Handwritten signatures and initials:
wyl
DGR
Wet
CHC

Election Results Report
General Election
November 4, 2025

OFFICIAL RESULTS

Spartanburg County, SC

Town Council Duncan

Vote For 2

	TOTAL	VOTE %	Election Day	Early Voting	Absentee Mail	Failsafe	Provisional	Failsafe Provisional
Alicia Fulghum	156	40.62%	149	6	1	0	0	0
Greg Rensberger	122	31.77%	120	2	0	0	0	0
Lora Parris Rogers	100	26.04%	94	4	2	0	0	0
Write-In Totals	6	1.56%	6	0	0	0	0	0
Total Votes Cast	384	100.00%	369	12	3	0	0	0

Mayor Landrum

Vote For 1

	TOTAL	VOTE %	Election Day	Early Voting	Absentee Mail	Failsafe	Provisional	Failsafe Provisional
Robert B Briggs	212	61.10%	207	2	3	0	0	0
Write-In Totals	135	38.90%	132	1	2	0	0	0
Total Votes Cast	347	100.00%	339	3	5	0	0	0

City Council Landrum

Vote For 3

	TOTAL	VOTE %	Election Day	Early Voting	Absentee Mail	Failsafe	Provisional	Failsafe Provisional
Carol Browning	164	21.66%	161	1	2	0	0	0
Tammy Wells Cox	247	32.63%	240	2	5	0	0	0
Billy Inman	224	29.59%	221	1	2	0	0	0
Write-In Totals	122	16.12%	119	0	3	0	0	0
Total Votes Cast	757	100.00%	741	4	12	0	0	0

Mayor Lyman

Vote For 1

	TOTAL	VOTE %	Election Day	Early Voting	Absentee Mail	Failsafe	Provisional	Failsafe Provisional
Philip Bennett	43	4.80%	39	4	0	0	0	0
Glenn Greer	419	46.76%	402	12	5	0	0	0
David Petty	432	48.21%	399	33	0	0	0	0
Write-In Totals	2	0.22%	2	0	0	0	0	0
Total Votes Cast	896	100.00%	842	49	5	0	0	0

CNC
WET

Election Results Report
General Election
November 4, 2025

OFFICIAL RESULTS
Spartanburg County, SC

Town Council Lyman

Vote For 3

	TOTAL	VOTE %	Election Day	Early Voting	Absentee Mail	Failsafe	Provisional	Failsafe Provisional
Cindy Behm	289	12.73%	265	23	1	0	0	0
Adam Crisp	416	18.33%	402	11	3	0	0	0
Matthew Dawes	109	4.80%	104	5	0	0	0	0
Alton Free	185	8.15%	173	8	4	0	0	0
Katrina Freier	128	5.64%	116	12	0	0	0	0
Rick Hellams	259	11.41%	238	21	0	0	0	0
Andy Karas	191	8.41%	180	11	0	0	0	0
Matthew Kreft	51	2.25%	48	3	0	0	0	0
Martha Lander	77	3.39%	73	4	0	0	0	0
Dillon Lindsay	211	9.30%	198	13	0	0	0	0
Phil McIntyre	336	14.80%	317	16	3	0	0	0
Write-In Totals	18	0.79%	18	0	0	0	0	0
Total Votes Cast	2,270	100.00%	2,132	127	11	0	0	0

Mayor Pacolet

Vote For 1

	TOTAL	VOTE %	Election Day	Early Voting	Absentee Mail	Failsafe	Provisional	Failsafe Provisional
Tim Burrell	174	54.72%	171	3	0	0	0	0
Ned T Camby	141	44.34%	129	11	1	0	0	0
Write-In Totals	3	0.94%	3	0	0	0	0	0
Total Votes Cast	318	100.00%	303	14	1	0	0	0

Town Council District 1 Pacolet

Vote For 1

	TOTAL	VOTE %	Election Day	Early Voting	Absentee Mail	Failsafe	Provisional	Failsafe Provisional
Eric W Green	34	48.57%	34	0	0	0	0	0
Chantal Lemmonds	36	51.43%	36	0	0	0	0	0
Write-In Totals	0	0.00%	0	0	0	0	0	0
Total Votes Cast	70	100.00%	70	0	0	0	0	0

Town Council District 3 Pacolet

Vote For 1

	TOTAL	VOTE %	Election Day	Early Voting	Absentee Mail	Failsafe	Provisional	Failsafe Provisional
Jamey Cooper	52	50.49%	51	1	0	0	0	0
Teresa R Sexton	51	49.51%	51	0	0	0	0	0
Write-In Totals	0	0.00%	0	0	0	0	0	0
Total Votes Cast	103	100.00%	102	1	0	0	0	0

Town Council District 6 Pacolet

Vote For 1

	TOTAL	VOTE %	Election Day	Early Voting	Absentee Mail	Failsafe	Provisional	Failsafe Provisional
Starmieka Wofford	40	95.24%	38	2	0	0	0	0
Write-In Totals	2	4.76%	2	0	0	0	0	0
Total Votes Cast	42	100.00%	40	2	0	0	0	0

Handwritten signatures and initials:
Jm
PDR
WET
up CMC

Election Results Report
General Election
November 4, 2025

OFFICIAL RESULTS

Spartanburg County, SC

Mayor Reidville

Vote For 1

	TOTAL	VOTE %	Election Day	Early Voting	Absentee Mail	Failsafe	Provisional	Failsafe Provisional
Paul Konon	70	28.00%	67	3	0	0	0	0
Joshua Simpson	178	71.20%	169	9	0	0	0	0
Write-In Totals	2	0.80%	2	0	0	0	0	0
Total Votes Cast	250	100.00%	238	12	0	0	0	0

Town Council Ward 1 Reidville

Vote For 1

	TOTAL	VOTE %	Election Day	Early Voting	Absentee Mail	Failsafe	Provisional	Failsafe Provisional
Bob Jordan	223	97.81%	212	11	0	0	0	0
Write-In Totals	5	2.19%	5	0	0	0	0	0
Total Votes Cast	228	100.00%	217	11	0	0	0	0

Town Council Ward 2 Reidville

Vote For 1

	TOTAL	VOTE %	Election Day	Early Voting	Absentee Mail	Failsafe	Provisional	Failsafe Provisional
Amy Reid Gore	222	98.23%	211	11	0	0	0	0
Write-In Totals	4	1.77%	4	0	0	0	0	0
Total Votes Cast	226	100.00%	215	11	0	0	0	0

City Council District 2 Greer

Vote For 1

	TOTAL	VOTE %	Election Day	Early Voting	Absentee Mail	Failsafe	Provisional	Failsafe Provisional
Karuam V Booker	147	65.92%	143	2	2	0	0	0
Tahitsha J Pearson	74	33.18%	72	0	2	0	0	0
Write-In Totals	2	0.90%	2	0	0	0	0	0
Total Votes Cast	223	100.00%	217	2	4	0	0	0

City Council District 4 Greer

Vote For 1

	TOTAL	VOTE %	Election Day	Early Voting	Absentee Mail	Failsafe	Provisional	Failsafe Provisional
M Lee Dumas	6	37.50%	6	0	0	0	0	0
Charles Lander	10	62.50%	10	0	0	0	0	0
Write-In Totals	0	0.00%	0	0	0	0	0	0
Total Votes Cast	16	100.00%	16	0	0	0	0	0

Commissioner of Public Works Greer

Vote For 1

	TOTAL	VOTE %	Election Day	Early Voting	Absentee Mail	Failsafe	Provisional	Failsafe Provisional
Gene Gibson	409	97.15%	396	5	8	0	0	0
Write-In Totals	12	2.85%	12	0	0	0	0	0
Total Votes Cast	421	100.00%	408	5	8	0	0	0

Handwritten signature and initials:
WET
CNC
uf

Election Results Report
General Election
November 4, 2025

OFFICIAL RESULTS
Spartanburg County, SC

City Council Ward 2 Woodruff

Vote For 1

	TOTAL	VOTE %	Election Day	Early Voting	Absentee Mail	Failsafe	Provisional	Failsafe Provisional
Toni V Sloan	165	97.63%	157	6	2	0	0	0
Write-In Totals	4	2.37%	4	0	0	0	0	0
Total Votes Cast	169	100.00%	161	6	2	0	0	0

City Council Ward 4 Woodruff

Vote For 1

	TOTAL	VOTE %	Election Day	Early Voting	Absentee Mail	Failsafe	Provisional	Failsafe Provisional
Allen Durham	175	98.31%	168	5	2	0	0	0
Write-In Totals	3	1.69%	3	0	0	0	0	0
Total Votes Cast	178	100.00%	171	5	2	0	0	0

City Council Ward 6 Woodruff

Vote For 1

	TOTAL	VOTE %	Election Day	Early Voting	Absentee Mail	Failsafe	Provisional	Failsafe Provisional
Jeff Wood	160	98.77%	153	5	2	0	0	0
Write-In Totals	2	1.23%	2	0	0	0	0	0
Total Votes Cast	162	100.00%	155	5	2	0	0	0

City Council Inman

Vote For 2

	TOTAL	VOTE %	Election Day	Early Voting	Absentee Mail	Failsafe	Provisional	Failsafe Provisional
Amanda Blackwell	225	39.68%	208	13	4	0	0	0
Kathy Dittmore	188	33.16%	173	11	4	0	0	0
Petro J Ramantanin	148	26.10%	135	13	0	0	0	0
Write-In Totals	6	1.06%	5	1	0	0	0	0
Total Votes Cast	567	100.00%	521	38	8	0	0	0

City Council Wellford

Vote For 2

	TOTAL	VOTE %	Election Day	Early Voting	Absentee Mail	Failsafe	Provisional	Failsafe Provisional
Bobby Edge	97	22.40%	93	4	0	0	0	0
David Hagan	125	28.87%	121	4	0	0	0	0
China R Whitmire	66	15.24%	63	3	0	0	0	0
Wymond Wilkins	140	32.33%	130	7	3	0	0	0
Write-In Totals	5	1.15%	5	0	0	0	0	0
Total Votes Cast	433	100.00%	412	18	3	0	0	0

Town Council Cowpens

Vote For 2

	TOTAL	VOTE %	Election Day	Early Voting	Absentee Mail	Failsafe	Provisional	Failsafe Provisional
Pam Camp	139	43.71%	124	14	1	0	0	0
Danyelle Dowis Goode	171	53.77%	158	13	0	0	0	0
Write-In Totals	8	2.52%	8	0	0	0	0	0
Total Votes Cast	318	100.00%	290	27	1	0	0	0

CHC
SM
Don
WBT
wf

Election Results Report
General Election
November 4, 2025

OFFICIAL RESULTS
Spartanburg County, SC

Fire District Commissioner Gowensville Public Service District

Vote For 3

	TOTAL	VOTE %	Election Day	Early Voting	Absentee Mail	Failsafe	Provisional	Failsafe Provisional
Jared L Drew	101	37.83%	88	10	3	0	0	0
Al Essey	82	30.71%	68	12	2	0	0	0
Virgil Potter	84	31.46%	72	10	2	0	0	0
Write-In Totals	0	0.00%	0	0	0	0	0	0
Total Votes Cast	267	100.00%	228	32	7	0	0	0

Fire District Commissioner Area 1 LF1 City of Landrum

Vote For 1

	TOTAL	VOTE %	Election Day	Early Voting	Absentee Mail	Failsafe	Provisional	Failsafe Provisional
R Scott Humphries	313	99.37%	306	2	5	0	0	0
Write-In Totals	2	0.63%	1	1	0	0	0	0
Total Votes Cast	315	100.00%	307	3	5	0	0	0

Fire District Commissioner Area 2 LF2 - Area surrounding Landrum city limi

Vote For 1

	TOTAL	VOTE %	Election Day	Early Voting	Absentee Mail	Failsafe	Provisional	Failsafe Provisional
Scott C Owens	178	98.34%	169	8	1	0	0	0
Write-In Totals	3	1.66%	3	0	0	0	0	0
Total Votes Cast	181	100.00%	172	8	1	0	0	0

CWC
M
MB
W
WJ



SPARTANBURG COUNTY Voter Registration and Elections

John L. Baucom - Director

November 6, 2025

Spartanburg School District Five
Attn: Dr. Randall Gary
P.O. Box 307
Duncan, SC 29334

RE: Results of November 4, 2025 General Election

Dear Dr. Gary:

I am writing on behalf of the Board of Voter Registration & Elections of Spartanburg County who met and reconvened as the Board of Canvassers on November 6, 2025 for the purpose of reviewing the results of the above mentioned general election for Spartanburg School District Five.

The results are as follows:

School Trustee District 5-2, one seat to fill:

Kevin Goode	932 votes 98.83%	Elected
Write-in	11 votes 1.17%	

School Trustee District 5-3, four seats to fill:

Scott Clement	1690 votes 19.69%	Elected
Amy L Faulkner	1937 votes 22.57%	Elected
Caroline Ford	1573 votes 18.32%	Elected
Millie Malone	1965 votes 22.89%	Elected
Alex Perez	1377 votes 16.04%	
Write-in	42 votes 0.49%	

School District 5 Bond Referendum:

Yes, In Favor of the Question	3795 votes 79.76%	Passed
No, Opposed to the Question	963 votes 20.24%	

Sincerely,

A handwritten signature in cursive script, appearing to read "John L. Baucom".

John L. Baucom
Director